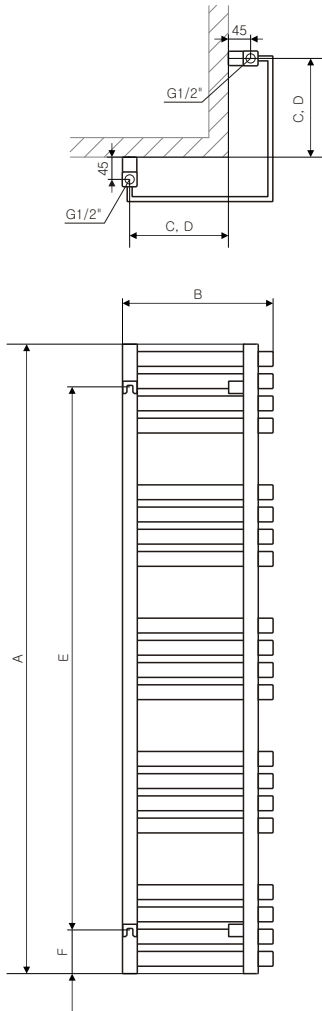


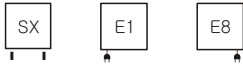
Connection SX



ref 1502/1721 www.habitat\_design.net




Connections:















Available on demand:



Sizes available:



A [mm]	B [mm]	C [mm]	C' [mm]		75/65/20 [W]	55/45/20 [W]		D [mm]	E [mm]	F [mm]			CODE*
465	305	235	-	RAL+TT	261	133	300	235	315	75			
735	305	235	-	RAL+TT	402	205	400	235	585	75			
1005	305	235	-	RAL+TT	542	276	600	235	855	75			
1275	305	235	-	RAL+TT	680	347	800	235	1125	75			
1545	305	235	-	RAL+TT	817	417	800	235	1395	75	